

SATCOM TRANSMITTER

BUC

Ka-band 20W BUC

M-T2920, M-T29E20, M-T3020



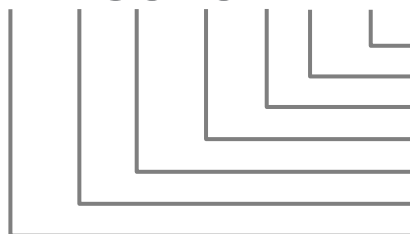
TYPICAL SPECIFICATIONS

Output frequency	M-T2920: 29.5 - 30.0 GHz M-T29E20: 29.0 - 30.0 GHz M-T3020: 30.0 - 31.0 GHz	Gain	68dB typ @0dB attenuation
Input frequency	M-T2920: 950 - 1450 MHz M-T29E20: 1000 - 2000 MHz (option: 950 - 1950 MHz) M-T3020: 1000 - 2000 MHz (option: 950 - 1950 MHz)	Gain control	Δ15dB (53 to 68 dB), 0.5dB step
LO frequency	M-T2920: 28.55GHz M-T29E20: 28.0GHz (option: 28.05GHz) M-T3020: 29.0GHz (option: 29.05GHz)	Gain stability over temp	±2.0dB at any const. frequency
Frequency sense	No inversion	Gain flatness	±1.0dB in any 45MHz ±2.5dB over full band
Saturated output power	+43dBm min @-40°C +43dBm typ @+25°C +42dBm min @+60°C	Power requirement	+36 to +56 VDC supplied through MS connector
Linear output power	+40dBm	Power consumption	125W max @P _{linear} 160W max @P _{sat}
Input return loss	12dB min	Input interface	N-female, F-female
Output return loss	12dB min	Output interface	WR-28
Phase noise (SSB)	-60dBc/Hz max @100Hz -73dBc/Hz max @1KHz -83dBc/Hz max @10KHz -93dBc/Hz max @100KHz	Dimension	222(L) x 150(W) x 105(H) mm
External reference signal frequency	10MHz	Weight	3.5kg
External reference level	-5 to +5 dBm	Operating temperature	-40 to +60 °C
External reference phase noise	-150dBc/Hz max @1KHz	Humidity	0 - 95%
Spectral regrowth	25dBc min @linear power DVB-S2, 8PSK, 5 Msps, roll-off of 25%	DC connector	MS3112E14-5P
Spurious (In/Out-band)	-55dBc max @linear power	M&C interface	MS3112E12-10P
		M&C function	- Output power - Temperature - LO status - Output power mute - Gain control - Fan status - Firmware upgradable - Band switching

* External mute option is available upon customer request.

HOW TO ORDER Ka-BAND 20W BUC

M-T3020NL-E



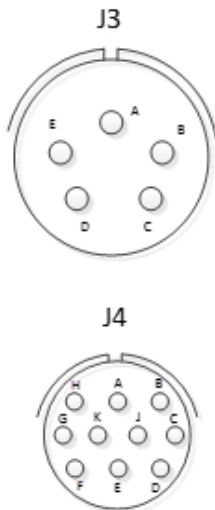
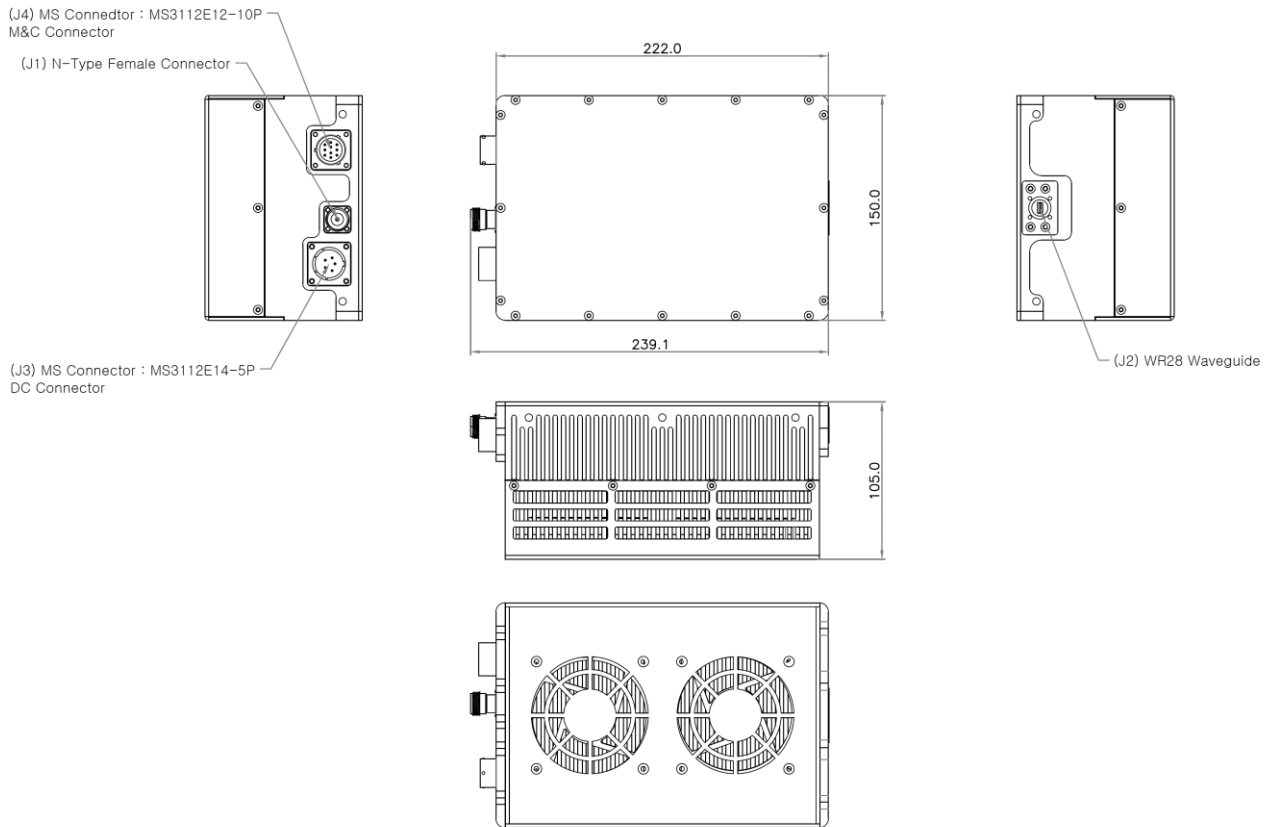
DC/M&C option	E: DC via MS connector, gain adjustable, M&C
IF Frequency option	W: DC via MS connector, gain adjustable, M&C (Web browser)
Input connector	None: 1000 - 2000 MHz, L: 950 - 1950 MHz (for M-T29E10 and M-T3010)
Output power	N: 50Ω, F: 75Ω
Frequency	20: 20W (+43dBm)
Product	29: 29.5 - 30.0 GHz, 29E: 29.0 - 30.0 GHz, 30: 30.0 - 31.0 GHz
Application	T: BUC series
	M: Mobility series

SATCOM TRANSMITTER

AVAILABLE OPTIONS

Option	Gain Control	Connectors		M&C	
		DC Input	M&C	PC-based GUI (Ethernet or RS-232)	Web-based GUI (Web browser)
E	Adjustable	MS3112E14-5P (5-pin)	MS3112E12-10P (10-pin)	Available	Unavailable
W	Adjustable	MS3112E14-5P (5-pin)	MS3112E12-10P (10-pin)	Available	Available

OUTLINE DRAWING AND INTERFACE



Connector	Parameter	Description
J1	IF input connector	N-female, panel-mounted
	Impedance	50 ohm
	10MHz reference input	
J2	RF output connector	WR-28
J3	DC	Panel-mount (MS3112E14-5P)
	A	N.C.(Not connected)
	B, C	+36 to +56 VDC (DC Power +)
	D, E	GND (DC Power -)
J4	M&C(Ethernet or RS232)	Panel-mount (MS3112E12-10P)
	J4-A	RS-232 Tx
	J4-B	RS-232 Rx
	J4-C	Ethernet Rx-
	J4-D	
	J4-E	EXT Mute GND (Option*)
	J4-F	EXT Mute HIGH (Option*)
	J4-G	Ethernet Tx+
	J4-H	RS-232 GND
	J4-J	Ethernet Rx+
J4-K	Ethernet Tx-	

* External mute option is available upon customer request. External mute is activated by connecting EXT Mute HIGH(J4-F) to EXT Mute GND(J4-E).